

SENTRON, measuring device, 7KT PAC1600, LCD, L-L: 400 V, L-N: 230 V, 5 A, strd rail instr., 3-phase, Modbus RTU/ASCII, apparent/active/ reactive energy, self-powered, screw terminals



Model	
product brand name	SENTRON
Product designation	7KM PAC1600
Design of the product	basic
Product type designation	Measuring instrument
Type of measured value detection	complete
General technical data	
Size of Power Monitoring Device / company-specific	4MW
Operating mode for measured value detection	
<ul style="list-style-type: none"> • automatic line frequency detection • set at 50 Hz • set to 60 Hz 	<p>Yes</p> <p>No</p> <p>No</p>
Voltage curve	Sinusoidal or distorted
Measurable line frequency / initial value	45 Hz
Measurable line frequency / Full-scale value	66 Hz
Measuring procedure / for voltage measurement	TRMS
Supply voltage	
Type of voltage / of the supply voltage	self-powered

Consumed active power	
<ul style="list-style-type: none"> without expansion module / typical 	1.6 W
Protection class	
<ul style="list-style-type: none"> protection class IP / on the front 	IP40
<ul style="list-style-type: none"> Protection class IP / Rear side 	IP20
Current	
Measurable current	
<ul style="list-style-type: none"> 1 / at AC / Rated value 	5 A
<ul style="list-style-type: none"> 2 / at AC / Rated value 	5 A
Suitability	
Suitability for operation	Standard mounting rail device
Product function	
<ul style="list-style-type: none"> product function / reactive power measurement 	Yes
<ul style="list-style-type: none"> product function / frequency measurement 	Yes
<ul style="list-style-type: none"> product function / voltage measurement 	Yes
<ul style="list-style-type: none"> product function / current measurement 	Yes
<ul style="list-style-type: none"> product function / active power measurement 	Yes
Display and operation	
design of the display	LCD
number of keys	3
Communication	
Protocol	
<ul style="list-style-type: none"> is supported 	Modbus RTU/ASCII
Transfer rate	
<ul style="list-style-type: none"> minimum 	1 200 kbit/s
<ul style="list-style-type: none"> maximum 	115 200 kbit/s
Fault limits	
Reference condition / for metering accuracy	Acc. to IEC62053-21 and IEC62053-23
Inputs Outputs	
Input voltage / at digital input	
<ul style="list-style-type: none"> initial value for signal<1>-recognition 	85 V
<ul style="list-style-type: none"> at DC / maximum 	240 V
<ul style="list-style-type: none"> Full-scale value for signal<0> recognition 	240 V
number of digital outputs	0
number of digital inputs	1
Type of switching output	solid state
Type of electrical connection	
<ul style="list-style-type: none"> at the digital outputs 	screw-type terminals

Operating conditions for digital inputs / external voltage supply	Yes
---	-----

Measuring inputs

Measurable supply voltage	
<ul style="list-style-type: none"> • between (PE)N and L / at AC / minimum 	187 V
<ul style="list-style-type: none"> • between (PE)N and L / at AC / maximum 	264 V
<ul style="list-style-type: none"> • between (PE)N and L / at AC / maximum rated value 	230 V
<ul style="list-style-type: none"> • between the outer conductors / at AC / maximum rated value 	400 V
Measuring category / for voltage measurement	CATIII
Continuous current / at AC / maximum permissible	6 A
Measuring category / for current measurement	CATIII
Zero-point suppression / for current measurement	10 mA
Relative measurable current / at AC	
<ul style="list-style-type: none"> • minimum 	1 %
<ul style="list-style-type: none"> • maximum 	120 %
<ul style="list-style-type: none"> • apparent power consumption / for current measurement / with measuring range 5 A / per phase 	3 V·A
Measuring procedure / for current measurement	TRMS

Connections

Type of electrical connection	
<ul style="list-style-type: none"> • at the measurement inputs for voltage 	screw-type terminals
<ul style="list-style-type: none"> • at the measurement inputs for current 	screw-type terminals

Mechanical Design

Height	90 mm
Width	71.6 mm
Depth	63 mm
Mounting type / panel mounting	No
mounting position	any
net weight	280 g

Environmental conditions

Installation altitude / at height above sea level / maximum	2 000 m
Relative humidity / at 25 °C / without condensation / during operation	
<ul style="list-style-type: none"> • maximum 	80 %
Ambient temperature / during operation	
<ul style="list-style-type: none"> • minimum 	-25 °C
<ul style="list-style-type: none"> • maximum 	55 °C
Ambient temperature / during storage	

- minimum
- maximum

-25 °C

70 °C

Certificates

- Certificate of suitability / Approval Russia Yes

Declaration of Conformity



EG-Konf.

Further information

Information- and Downloadcenter (Catalogs, Brochures,...)

<http://www.siemens.com/lowvoltage/catalogs>

Industry Mall (Online ordering system)

<https://mall.industry.siemens.com/mall/en/en/Catalog/product?mlfb=7KT1661>

Service&Support (Manuals, Certificates, Characteristics, FAQs,...)

<https://support.industry.siemens.com/cs/ww/en/ps/7KT1661>

Image database (product images, 2D dimension drawings, 3D models, device circuit diagrams, ...)

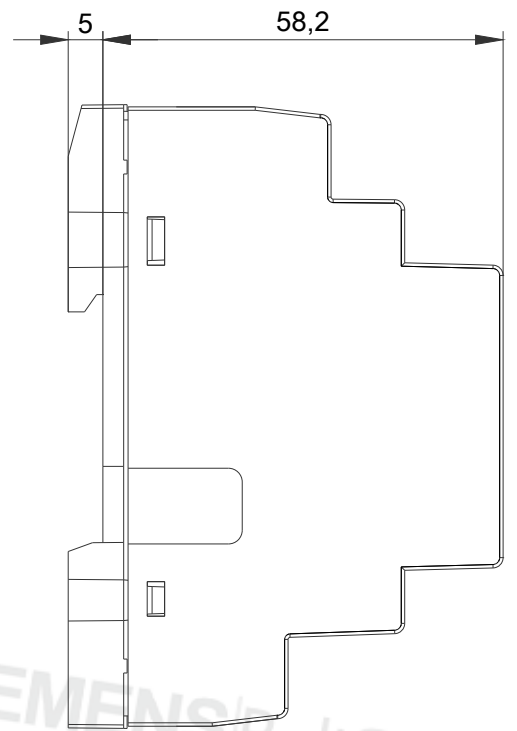
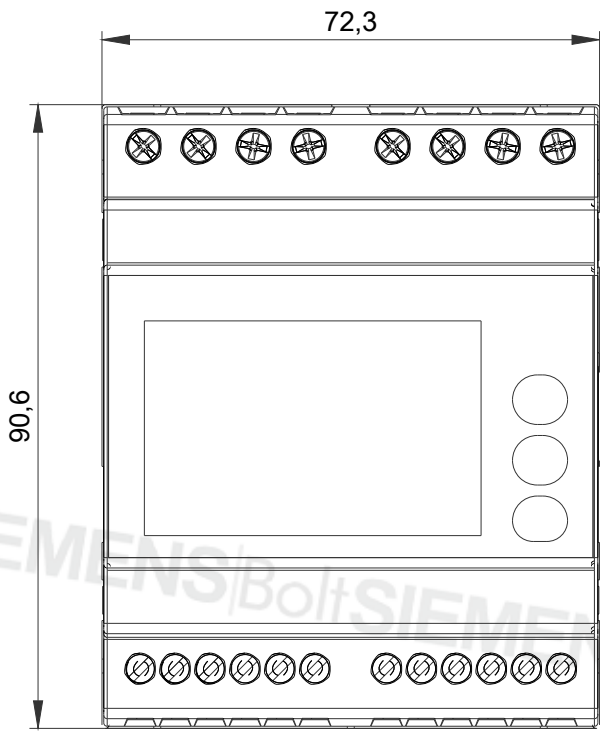
http://www.automation.siemens.com/bilddb/cax_en.aspx?mlfb=7KT1661

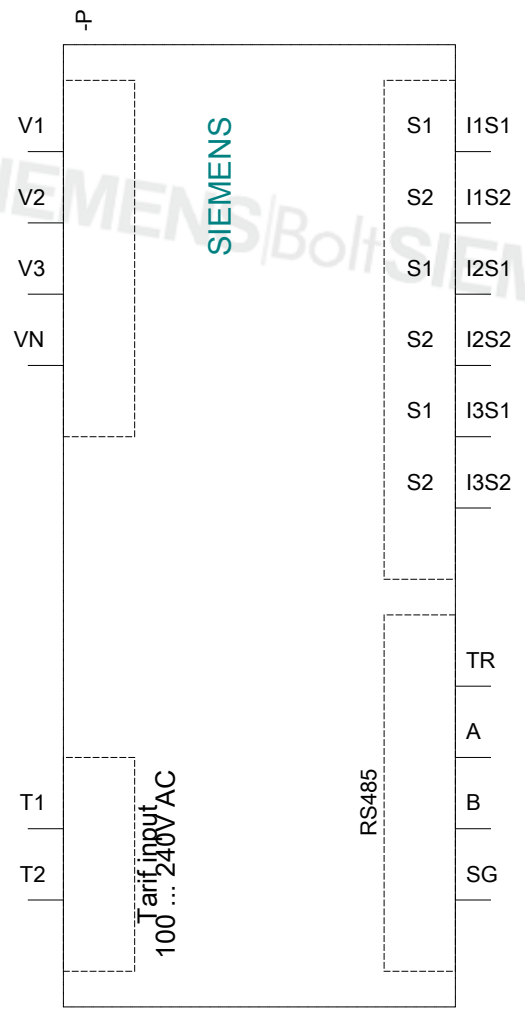
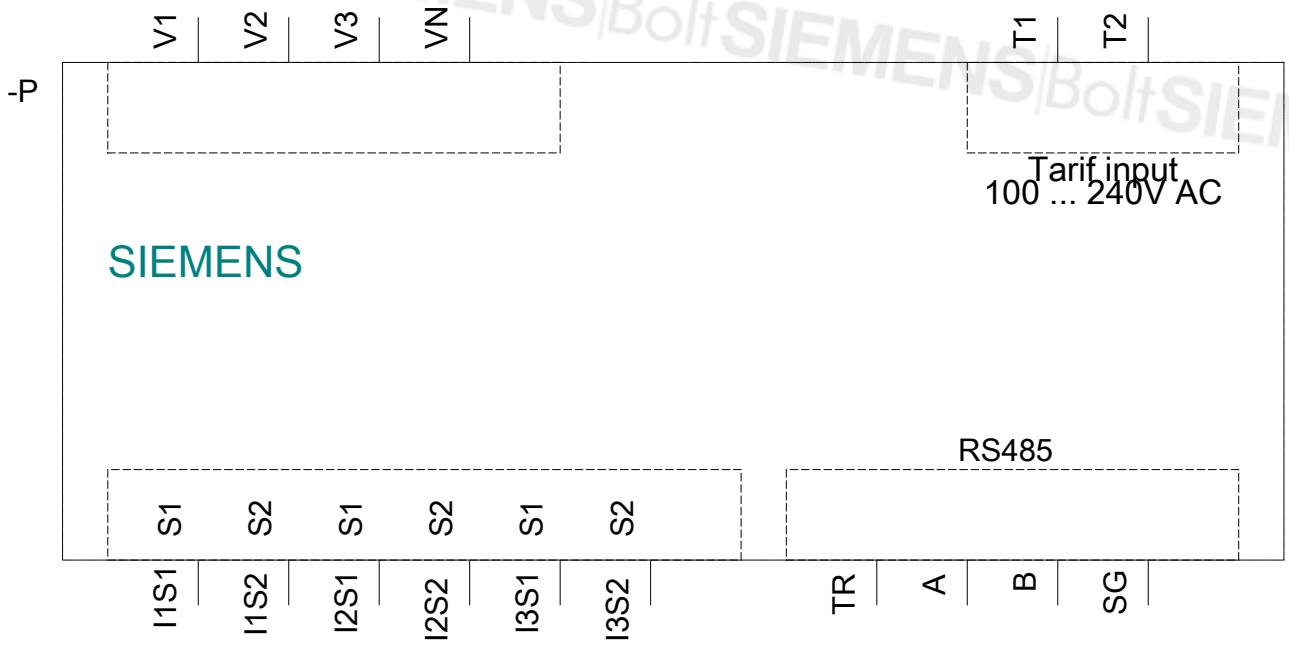
CAX-Online-Generator

<http://www.siemens.com/cax>

Tender specifications

<http://www.siemens.com/specifications>





SIEMENS|Bolt SIEMENS|Bolt SIEMENS|Bolt SIEMENS|Bolt SIEMENS

SIEMENS|Bolt SIEMENS|Bolt SIEMENS|Bolt SIEMENS|Bolt SIEMENS

SIEMENS|Bolt SIEMENS|Bolt SIEMENS|Bolt SIEMENS|Bolt SIEMENS