

SETRON, measuring device, 7KT PAC1600, LCD, L-N: 230 V, 63 A, strd rail instr., sing.-ph., M-Bus + MID, apparent/active/ reactive energy, self-powered, screw terminals



Model	
product brand name	SETRON
Product designation	7KM PAC1600
Design of the product	basic
Product type designation	Measuring instrument
Type of measured value detection	complete
General technical data	
Size of Power Monitoring Device / company-specific	2MW
Operating mode for measured value detection	
• automatic line frequency detection	Yes
• set at 50 Hz	No
• set to 60 Hz	No
Voltage curve	Sinusoidal or distorted
Measurable line frequency / initial value	45 Hz
Measurable line frequency / Full-scale value	66 Hz
Measuring procedure / for voltage measurement	TRMS
Supply voltage	
Type of voltage / of the supply voltage	self-powered

Consumed active power	
• without expansion module / typical	0.4 W
Protection class	
• protection class IP / on the front	IP40
• Protection class IP / Rear side	IP20
Current	
Measurable current	
• 1 / at AC / Rated value	63 A
• 2 / at AC / Rated value	63 A
Suitability	
Suitability for operation	Standard mounting rail device
Product function	
• product function / reactive power measurement	Yes
• product function / frequency measurement	Yes
• product function / voltage measurement	Yes
• product function / current measurement	Yes
• product function / active power measurement	Yes
Display and operation	
design of the display	LCD
number of keys	1
Communication	
Protocol	
• is supported	M-bus + MID
Transfer rate	
• minimum	300 kbit/s
• maximum	38 400 kbit/s
Fault limits	
Reference condition / for metering accuracy	Acc. to IEC62053-21 and IEC62053-23
Inputs Outputs	
number of digital outputs	0
number of digital inputs	0
Type of switching output	solid state
Type of electrical connection	
• at the digital outputs	screw-type terminals
Operating conditions for digital inputs / external voltage supply	No
Measuring inputs	
Measurable supply voltage	
• between (PE)N and L / at AC / minimum	187 V

• between (PE)N and L / at AC / maximum	264 V
• between (PE)N and L / at AC / maximum rated value	230 V
Measuring category / for voltage measurement	CATIII
Continuous current / at AC / maximum permissible	63 A
Measuring category / for current measurement	CATIII
Zero-point suppression / for current measurement	40 mA
Relative measurable current / at AC	
• minimum	0.8 %
• maximum	100 %
• apparent power consumption / for current measurement / with measuring range 5 A / per phase	1 V·A
Measuring procedure / for current measurement	TRMS

Connections

Type of electrical connection	
• at the measurement inputs for voltage	screw-type terminals
• at the measurement inputs for current	screw-type terminals

Mechanical Design

Height	90 mm
Width	35.8 mm
Depth	63 mm
Mounting type / panel mounting	No
mounting position	any
net weight	148 g

Environmental conditions

Installation altitude / at height above sea level / maximum	2 000 m
Relative humidity / at 25 °C / without condensation / during operation	
• maximum	80 %
Ambient temperature / during operation	
• minimum	-25 °C
• maximum	55 °C
Ambient temperature / during storage	
• minimum	-25 °C
• maximum	70 °C

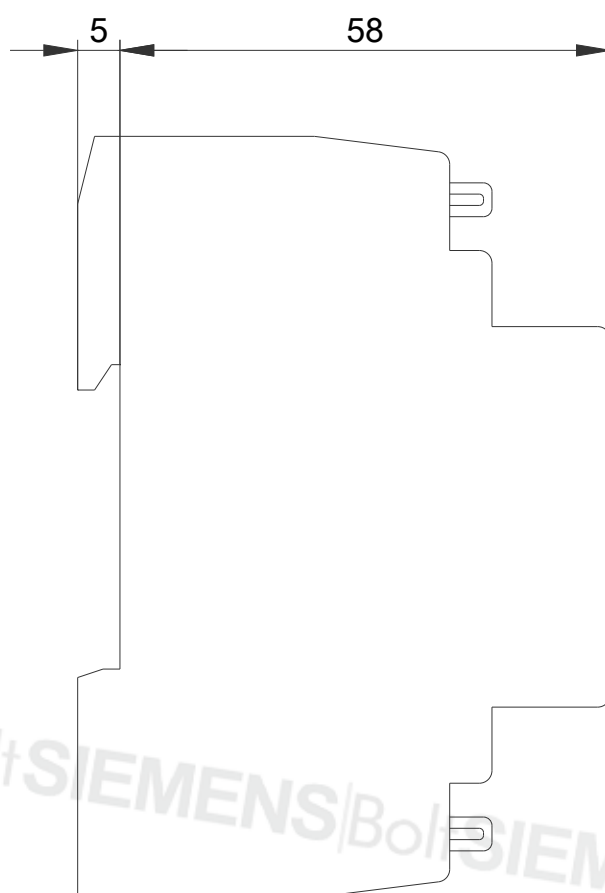
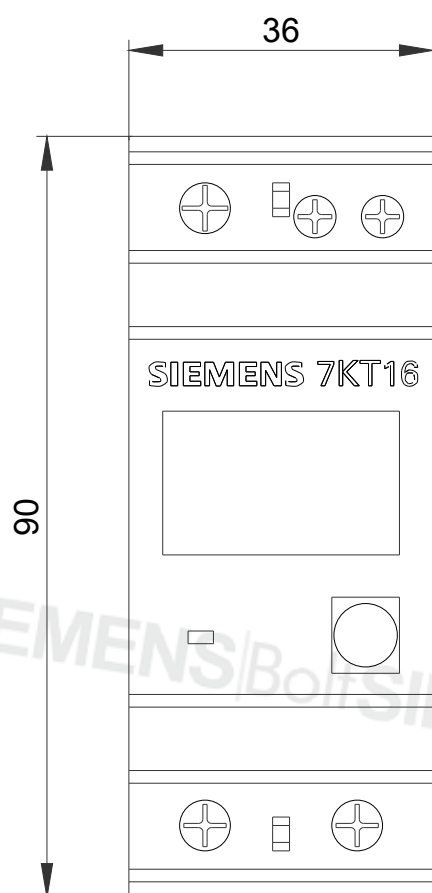
Certificates

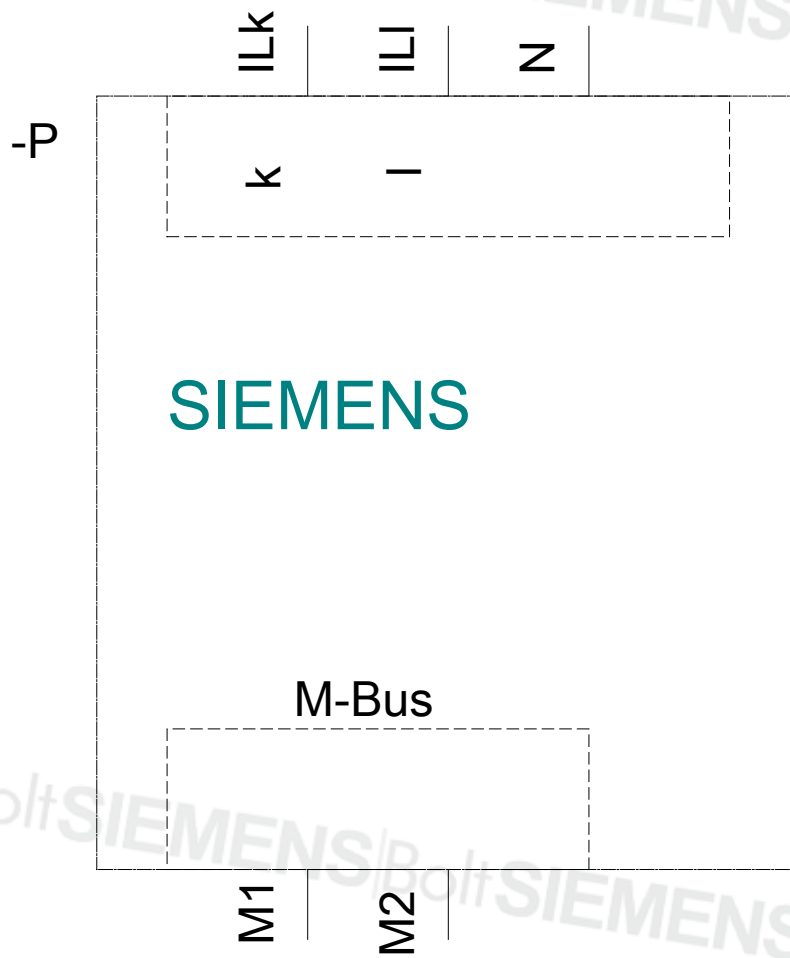
• Certificate of suitability / Approval Russia	Yes
--	-----

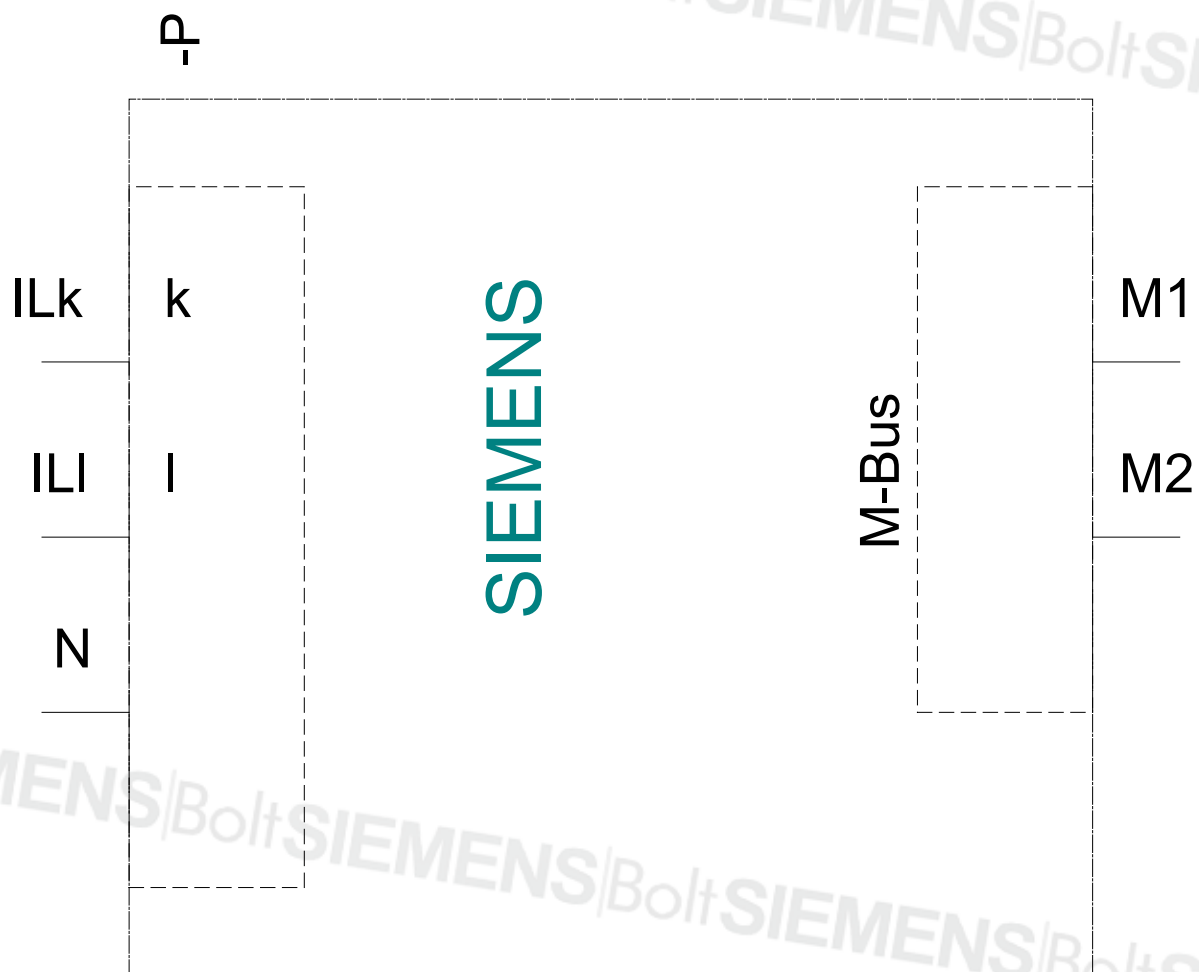


Further information

Information- and Downloadcenter (Catalogs, Brochures,...)<http://www.siemens.com/lowvoltage/catalogs>**Industry Mall (Online ordering system)**<https://mall.industry.siemens.com/mall/en/en/Catalog/product?mlfb=7KT1654>**Service&Support (Manuals, Certificates, Characteristics, FAQs,...)**<https://support.industry.siemens.com/cs/ww/en/ps/7KT1654>**Image database (product images, 2D dimension drawings, 3D models, device circuit diagrams, ...)**http://www.automation.siemens.com/bilddb/cax_en.aspx?mlfb=7KT1654**CAX-Online-Generator**<http://www.siemens.com/cax>**Tender specifications**<http://www.siemens.com/specifications>







SIEMENS/BoltSIEMENS/BoltSIEMENS/BoltSIEMENS/BoltSIEMENS

SIEMENS/BoltSIEMENS/BoltSIEMENS/BoltSIEMENS/BoltSIEMENS

SIEMENS/BoltSIEMENS/BoltSIEMENS/BoltSIEMENS/BoltSIEMENS